



# Donaupflaster Verlegemuster




**VM1**

14/7 - ca. 102 Stk./m<sup>2</sup>



**VM2**


14/7 - ca. 102 Stk./m<sup>2</sup>



**VM3**

14/7 - ca. 34 Stk./m<sup>2</sup>


14/14 - ca. 34 Stk./m<sup>2</sup>



**VM4**

14/7 - ca. 3,6 Stk./lfm. Rand

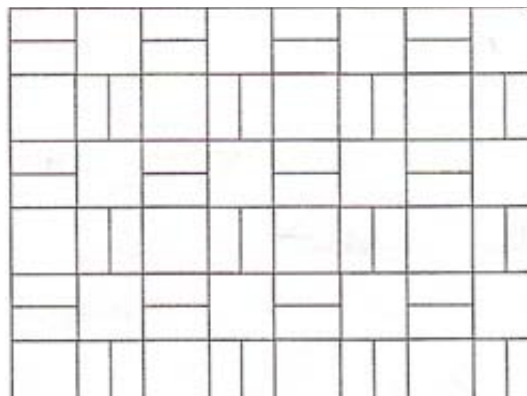
14/14 - ca. 51 Stk./m<sup>2</sup>



**VM5**

14/7 - ca. 56,5 Stk./m<sup>2</sup>

14/14 - ca. 22,6 Stk./m<sup>2</sup>




**VM6**

14/7 - ca. 51 Stk./m<sup>2</sup>


14/14 - ca. 25,5 Stk./m<sup>2</sup>

# Donaupflaster Verlegemuster




## VM7

14/7 - ca. 28,1 Stk./m<sup>2</sup> 21/14 - ca. 14,1 Stk./m<sup>2</sup>  
21/21 - ca. 7 Stk./m<sup>2</sup>




## VM8

14/14 - ca. 22,4 Stk./m<sup>2</sup>  
21/21 - ca. 12,8 Stk./m<sup>2</sup>



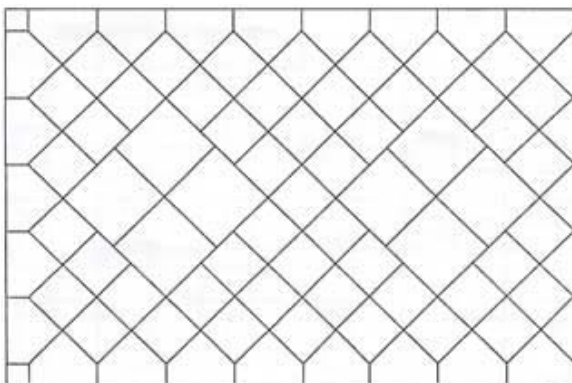
## VM9

14/14 - ca. 3,5 Stk./lfm. Rand  
21/14 - ca. 34 Stk./m<sup>2</sup>




## VM10

14/7 - ca. 25,5 Stk./m<sup>2</sup>  
21/14 - ca. 25,5 Stk./m<sup>2</sup>



## Gehweg VM11 - Breite 114 cm

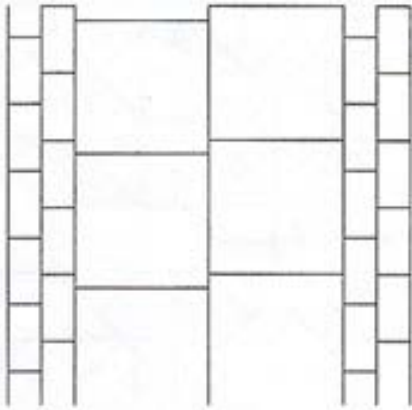
Kl. BM - ca. 9,3 Stk./m<sup>2</sup> 14/14 - ca. 29,7 Stk./m<sup>2</sup>  
21/21 - ca. 4,4 Stk./m<sup>2</sup>



## VM12

14/14 - ca. 7,4 Stk./m<sup>2</sup> 21/14 - ca. 7,4 Stk./m<sup>2</sup>  
21/21 - ca. 6,2 Stk./m<sup>2</sup> 28/28 - ca. 4,6 Stk./m<sup>2</sup>


# Donaupflaster Verlegemuster



**Gehweg VM13 - Breite 84 cm**

14/7 - ca. 34 Stk./m<sup>2</sup>

28/28 - ca. 8,5 Stk./m<sup>2</sup>




**VM14**

14/7 - ca. 25,5 Stk./m<sup>2</sup>

14/14 - ca. 19,1 Stk./m<sup>2</sup>


21/14 - ca. 12,7 Stk./m<sup>2</sup>



**VM15**

14/7 - ca. 25,5 Stk./m<sup>2</sup>

21/14 - ca. 25,5 Stk./m<sup>2</sup>

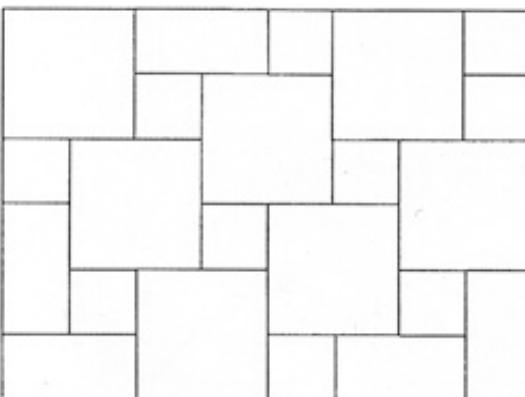


**Gehweg VM16 - Breite 114 cm**

14/7 - ca. 4,6 Stk./m<sup>2</sup>

14/14 - ca. 29,7 Stk./m<sup>2</sup>

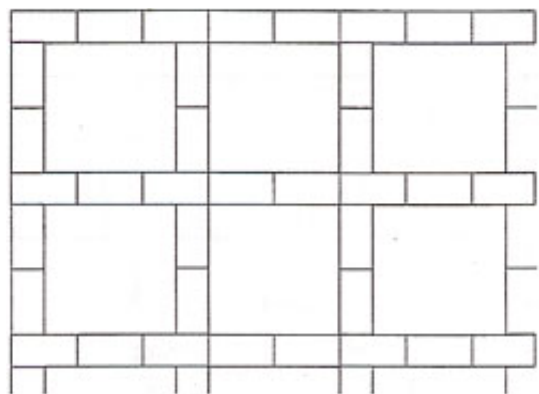
Kl. BM - ca. 9,3 Stk./m<sup>2</sup> 21/14 - ca. 22,3 Stk./m<sup>2</sup>



**VM17**

14/14 - ca. 10,2 Stk./m<sup>2</sup>

28/28 - ca. 10,2 Stk./m<sup>2</sup>




**VM18**

14/7 - ca. 36,7 Stk./m<sup>2</sup>

28/28 - ca. 8,2 Stk./m<sup>2</sup>

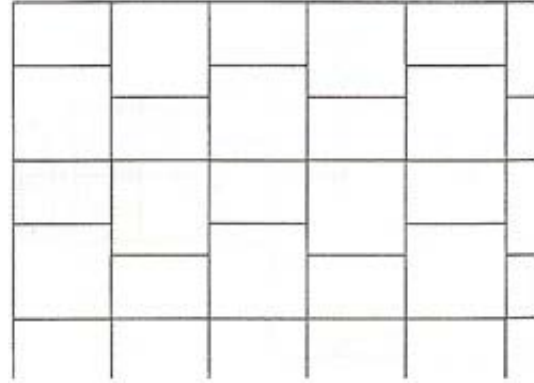
# Donaupflaster Verlegemuster



## VM19

14/14 - ca. 15,7 Stk./m<sup>2</sup>

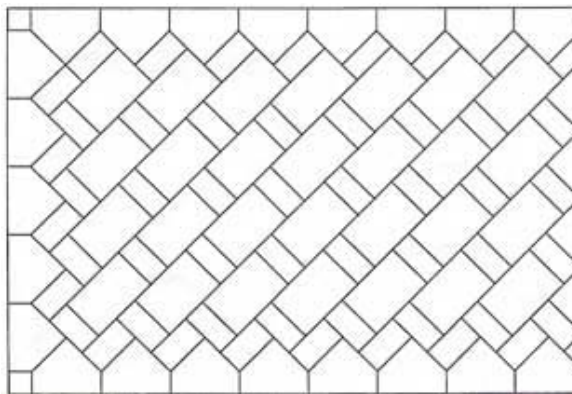
21/21 - ca. 15,7 Stk./m<sup>2</sup>



## VM20

21/14 - ca. 13,6 Stk./m<sup>2</sup>


21/21 - ca. 13,6 Stk./m<sup>2</sup>



## Gehweg VM21- Breite 114 cm

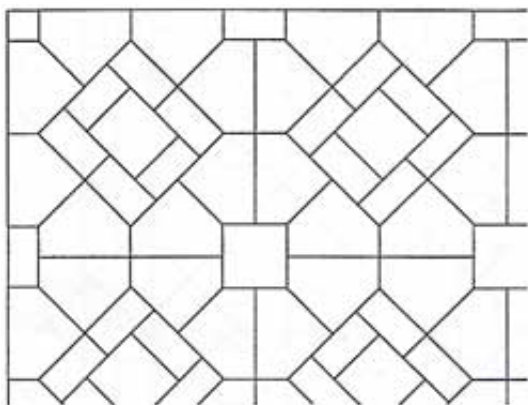
Kl. BM - ca. 8,9 Stk./m<sup>2</sup>    14/7 - ca. 26,8 Stk./m<sup>2</sup>

21/14 - ca. 17,9 Stk./m<sup>2</sup>



## VM22

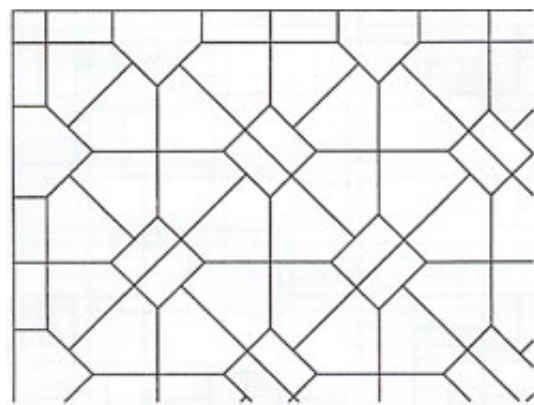
Kl. BM - ca. 42 Stk./m<sup>2</sup>



## VM23

Kl. BM - ca. 27,7 Stk./m<sup>2</sup>    14/7 - ca. 20,8 Stk./m<sup>2</sup>

14/14 - ca. 6,9 Stk./m<sup>2</sup>    14/7 - ca. 1,7 Stk./lfm. Rand



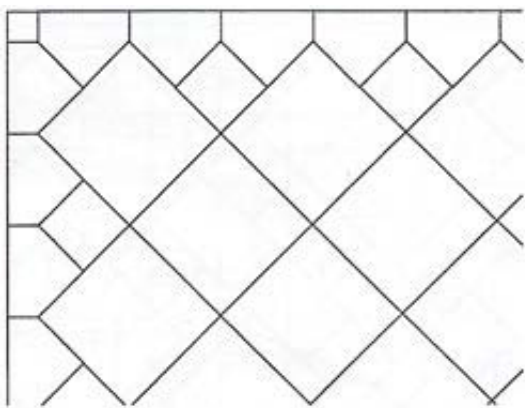
## VM24

Kl. BM - ca. 34,8 Stk./m<sup>2</sup>    14/7 - ca. 17,4 Stk./m<sup>2</sup>

Kl. BM - ca. 2,1 Stk./lfm. Rand    14/7 - ca. 4,1 Stk./lfm. Rand

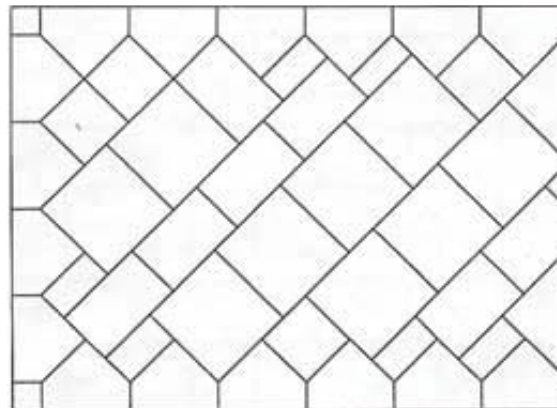


# Donaupflaster Verlegemuster



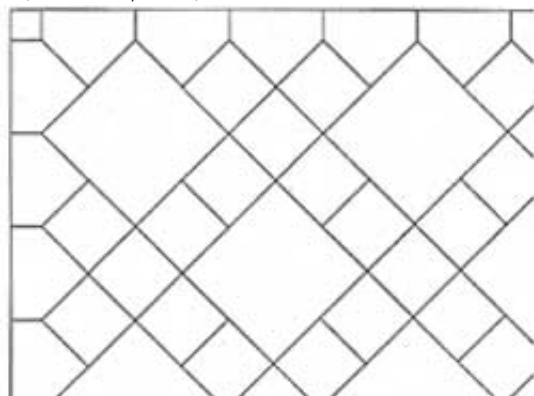
## VM25

Kl. BM - ca. 5 Stk./lfm. Rand 28/28 - ca. 12,8 Stk./m<sup>2</sup>  
14/14 - ca. 2,5 Stk./lfm. Rand



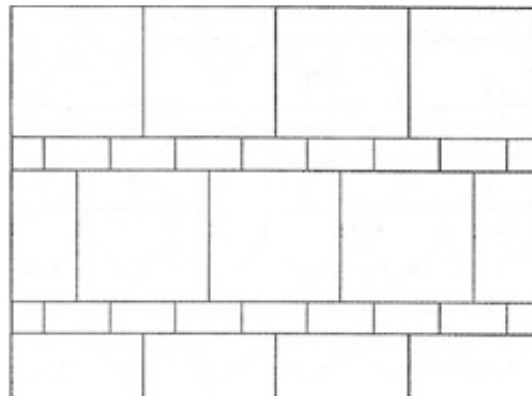
## Gehweg VM26- Breite 94 cm

Kl. BM - ca. 10,8 Stk./m<sup>2</sup> 21/14 - ca. 5,4 Stk./m<sup>2</sup>



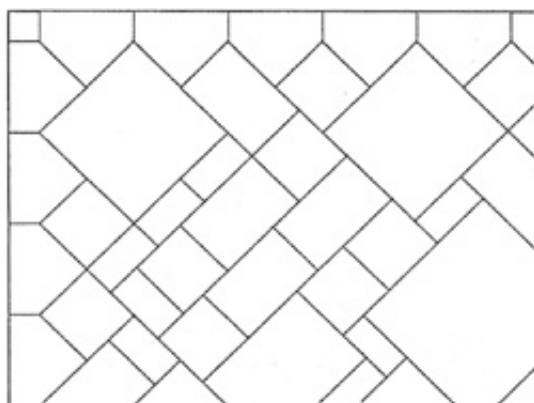
## VM27

Kl. BM - ca. 5 Stk./lfm. Rand  
14/14 - ca. 28,3 Stk./m<sup>2</sup> 28/28 - ca. 10,2 Stk./m<sup>2</sup>



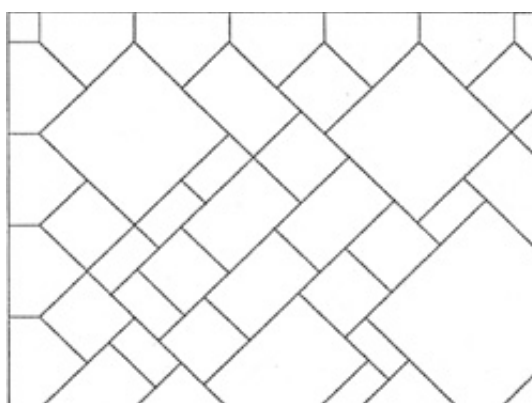
## VM28

14/7 - ca. 20,4 Stk./m<sup>2</sup>  
28/28 - ca. 10,2 Stk./m<sup>2</sup>



## VM29 ohne System

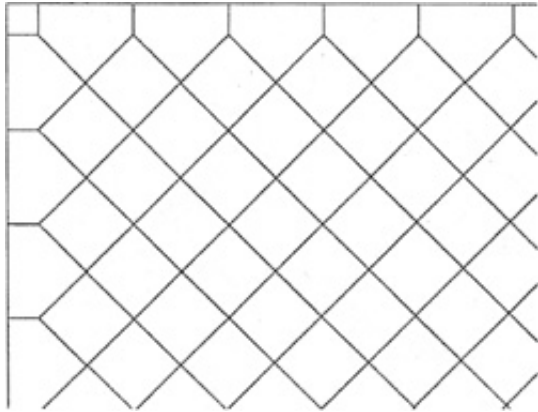
Kl. BM - ca. 5 Stk./lfm. Rand  
14/7 und 14/14 - ca. je 14 Stk./m<sup>2</sup> 21/14 - ca. 9 Stk./m<sup>2</sup>  
28/28 - ca. 4 Stk./m<sup>2</sup>



## VM30 ohne System


14/7 - ca. 31,5 Stk./m<sup>2</sup> 14/14 - ca. 4,8 Stk./m<sup>2</sup>  
21/14 - ca. 2,4 Stk./m<sup>2</sup> 28/28 - ca. 6,6 Stk./m<sup>2</sup>

# Donaupflaster Verlegemuster




## VM31

Kl. BM - ca. 5 Stk./lfm. Rand  
14/14 - ca. 51 Stk./m<sup>2</sup>



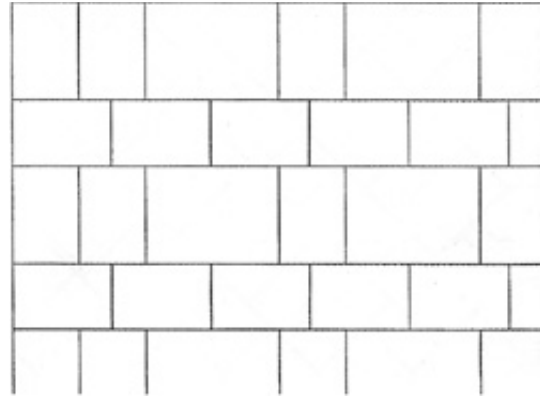
## VM33

14/14 - ca. 18,3 Stk./m<sup>2</sup>  
28/28 - ca. 8,1 Stk./m<sup>2</sup>



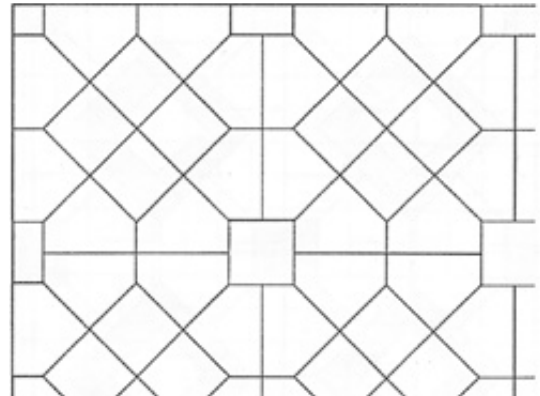
## Gehweg VM35 - Breite 118 cm

14/7 - ca. 12,4 Stk./m<sup>2</sup>    21/21 - ca. 2,9 Stk./m<sup>2</sup>  
28/21 - ca. 8,6 Stk./m<sup>2</sup>    Gr. BM - ca. 5,7 Stk./m<sup>2</sup>



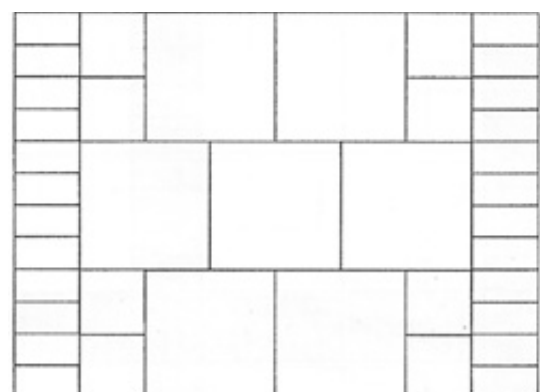
## VM32

21/14 - ca. 20,4 Stk./m<sup>2</sup>    28/21 - ca. 6,8 Stk./m<sup>2</sup>



## VM34

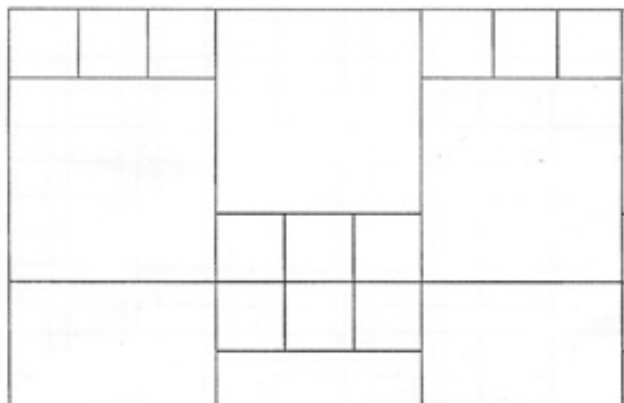
14/7 - ca. 1,9 Stk./lfm. Rand  
Kl. BM - ca. 27,7 Stk./m<sup>2</sup>    14/14 - ca. 17,3 Stk./m<sup>2</sup>



## Gehweg VM36 - Breite 112 cm

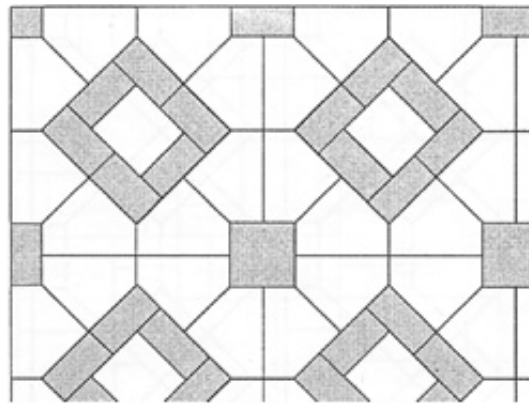
14/7 - ca. 25,5 Stk./m<sup>2</sup>    14/14 - ca. 6,4 Stk./m<sup>2</sup>  
28/28 - ca. 8 Stk./m<sup>2</sup>

# Donaupflaster Verlegemuster




## VM37

14/14 - ca. 12,7 Stk./m<sup>2</sup>  
42/42 - ca. 4,3 Stk./m<sup>2</sup>



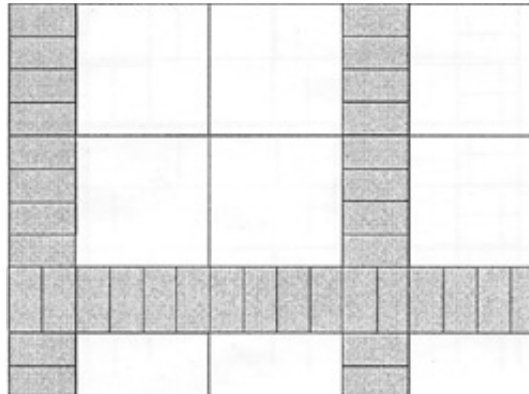
## VM38

Kl. BM - ca. 27,7 Stk./m<sup>2</sup>    14/7 - ca. 20,8 Stk./m<sup>2</sup>  
14/14 - ca. 6,9 Stk./m<sup>2</sup>    14/7 - ca. 1,7 Stk./lfm Rand




## VM39

Kl. BM - ca. 33 Stk./m<sup>2</sup>    14/14 - ca. 11 Stk./m<sup>2</sup>



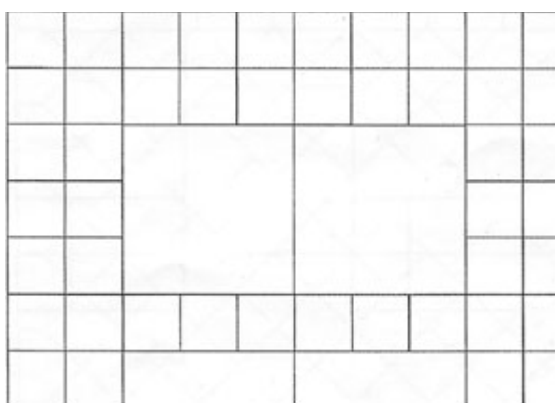
## VM40

14/7 - ca. 36,7 Stk./m<sup>2</sup>    28/28 - ca. 8,2 Stk./m<sup>2</sup>



## VM41


28/21 - ca. 8,5 Stk./m<sup>2</sup> je Farbe



## VM42

14/14 - ca. 28,1 Stk./m<sup>2</sup>  
42/42 - ca. 2,6 Stk./m<sup>2</sup>

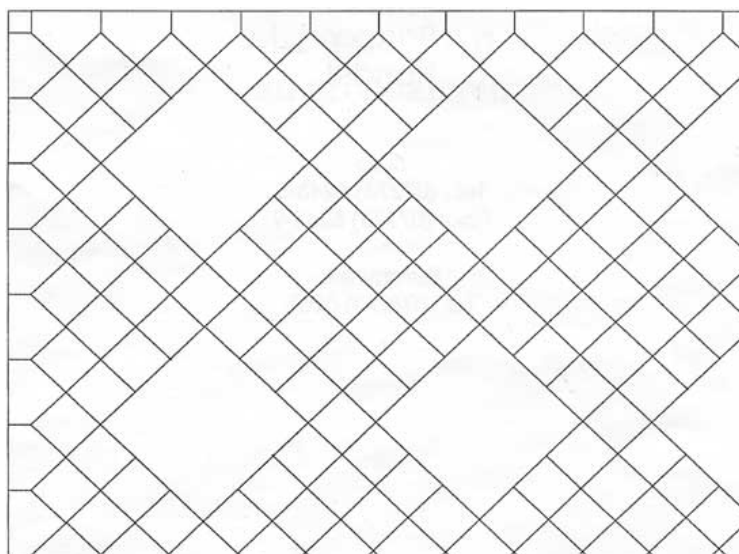
# Donaupflaster Verlegemuster



## **VM43 ohne System**

14/14 - ca. 15 Stk./m<sup>2</sup>

42/42 - ca. 4 Stk./m<sup>2</sup>



## **VM44**

Kl. BM - ca. 5 Stk./lfm. Rand

14/14 - ca. 36,6 Stk./m<sup>2</sup>

42/42 - ca. 1,6 Stk./m<sup>2</sup>